




Global Peace Index Briefing 2025

○ Results & Trends

○ Conflict Escalation

○ Economic Impact

○ Conflict and Information Flows



2025 Global Peace Index Briefing

Measuring peace in a complex world






The 2025 Global Peace Index reveals a fundamental reshaping of the global order not seen since the Cold War. It details a record decline in global peacefulness as rising conflict deaths, accelerating geopolitical tensions, and the erosion of social cohesion are driving 'The Great Fragmentation'. The world is at an inflection point. While the number of conflicts is higher than at any time since World War II, they are also becoming unwinnable and increasingly expensive, yet global investment in conflict prevention have dramatically reduced.






The last decade has seen major shifts in influence as middle level powers become more assertive within their respective regions. This has contributed to a record 78 countries being involved in conflicts beyond their borders. Combined with major power competition, the proliferation of asymmetric warfare technologies and mounting debt burdens in the most vulnerable states in the most fragile economies, the prospect for conflict has never been higher.

2025 Key Findings

- In the past year, 74 countries recorded an improvement, while 87 countries recorded a deterioration in peacefulness.
- Europe's real defence challenge lies in the absence of integration. Despite collectively outmatching Russia, European forces are hindered by fragmentation.
- Global economic stagnation, increasing debt, and the weaponisation of economic interdependence via trade wars, are key factors shaping the economic landscape of geopolitics in the 21st century.
- Geopolitical fragmentation is rising, with levels now exceeding those seen during the Cold War. The rise in fragmentation has been especially noticeable since 2008, after it had been steadily decreasing since the end of the Cold War.
- Expenditure on peacebuilding and peacekeeping was \$47.2 billion in 2024, just 0.52 per cent of total military spending in PPP terms. This represents a decline in real terms of 26 per cent from \$64 billion in 2008.
- The number of internationalised intrastate conflicts have increased 175 per cent since 2010. Seventy-eight countries were directly involved in a war beyond their borders in 2023.
- Media coverage of conflict remains highly unbalanced. In 2023, civilian deaths in high-income countries received 100 times more media articles than a similar number of deaths in low-income countries.

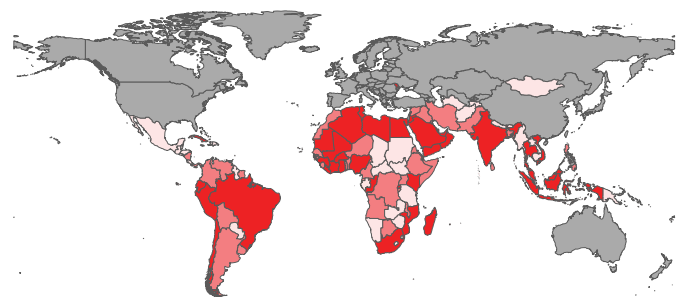
Five largest improvements & deteriorations in peace

Rank	Country	2025 Score	Rank Change
95	 Azerbaijan	0.123	↑ 17
90	 Saudi Arabia	0.113	↑ 14
113	 Uganda	0.105	↑ 12
96	 Peru	0.099	↑ 14
55	 The Gambia	0.097	↑ 16

Rank	Country	2024 Score	Rank Change
123	 Bangladesh	0.271	↓ 33
162	 Ukraine	0.260	↓ 3
163	 Russia	0.209	↓ 2
160	 Democratic Republic of the Congo	0.138	↓ 3
154	 Myanmar	0.115	↓ 3

Foreign influence competition in low- and middle-income countries, since 2011

Currently, there are high levels of competition in West Africa, South Asia and Southeast Asia.



Competition Level

- High Competition
- Moderate Competition
- Low Competition
- Not Included

2 FOR MORE INFORMATION
SEE THE 2025 REPORT,
SECTION 2: TRENDS

RESULTS & TRENDS

Peacefulness

Improvements

74

Deteriorations

87

GPI Indicators

Improvements

8

Deteriorations

13

No Change

2

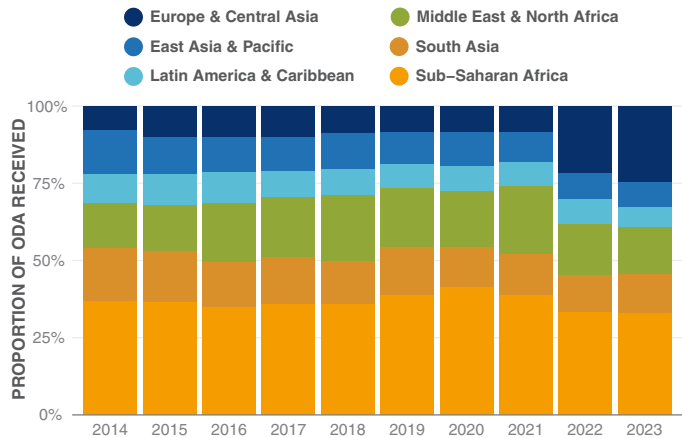
In the past year 74 countries recorded an improvement, while 87 countries recorded a deterioration in peacefulness. There are now 97 countries in the world that are less peaceful now than they were at the inception of the index in 2007.

Of the 23 GPI indicators, eight recorded an improvement, 13 recorded a deterioration, and two recorded no change over the past year. The largest deterioration was on external conflicts fought, while the biggest improvement was on the perceptions of criminality indicator.

The world has become less stable in the past 18 years with substantial increases in political instability, number of conflicts, deaths from conflict, and geopolitical fragmentation.

Regional breakdown of ODA inflows, 2014–2023

Sub-Saharan Africa has been the largest recipient of ODA over the past 10 years.

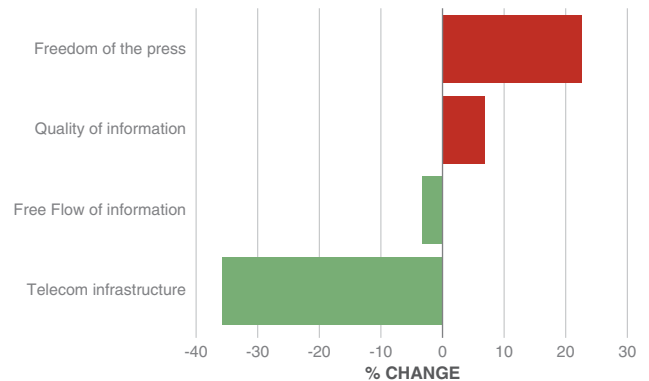


Source: OECD

3 FOR MORE INFORMATION SEE THE 2025 REPORT, SECTION 3: ECONOMIC IMPACT OF VIOLENCE

Change in global Free Flow of Information scores, 2013–2023

The Free Flow of Information Pillar has been marked by two diverging trends in its underlying indicators, with technological access improving while press freedom and information quality have deteriorated.

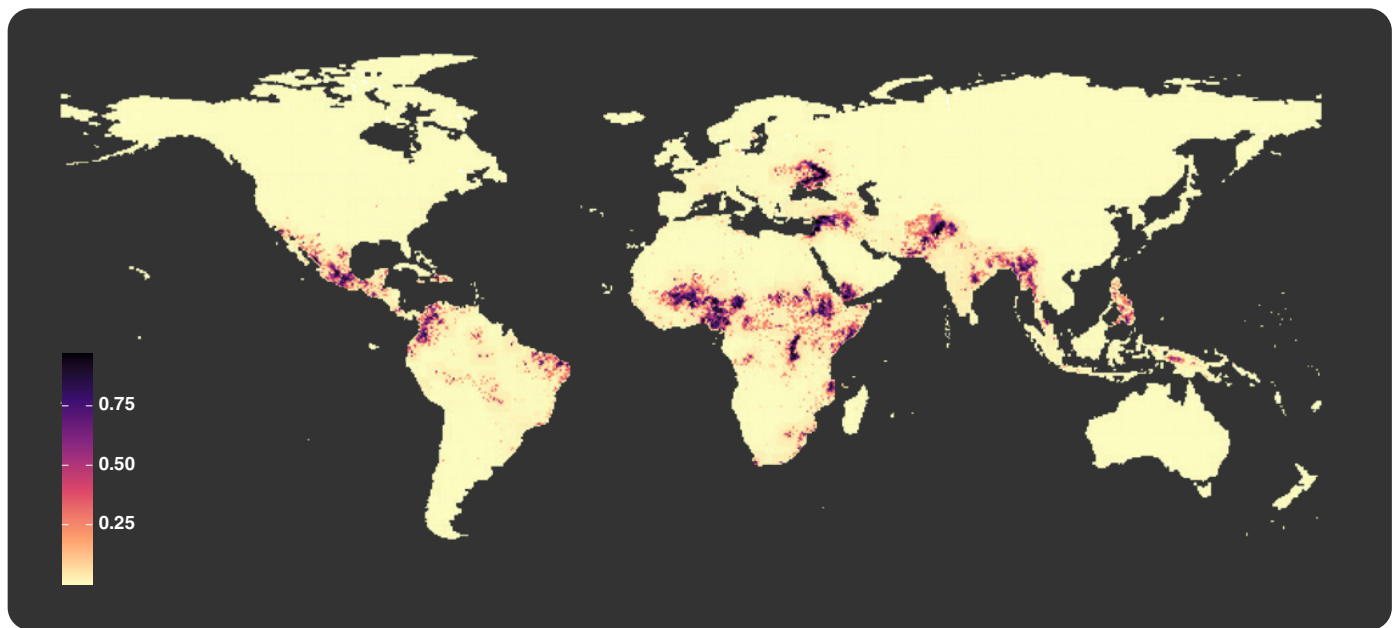


Source: IEP Calculations

5 FOR MORE INFORMATION SEE THE 2025 REPORT, SECTION 5: POSITIVE PEACE, CONFLICT AND INFORMATION FLOWS

Likelihood of violent conflict in 2025–2026

Ukraine, the Sahel, and Kashmir are all conflict hotspots.



4 FOR MORE INFORMATION SEE THE 2025 REPORT, SECTION 4: WHY CONFLICTS ESCALATE

KEY FINDINGS

\$47.2 billion

Expenditure on peacebuilding and peacekeeping was \$47.2 billion in 2024, just 0.52 per cent of total military spending in PPP terms. This represents a decline in real terms of 26 per cent from \$64 billion in 2008.



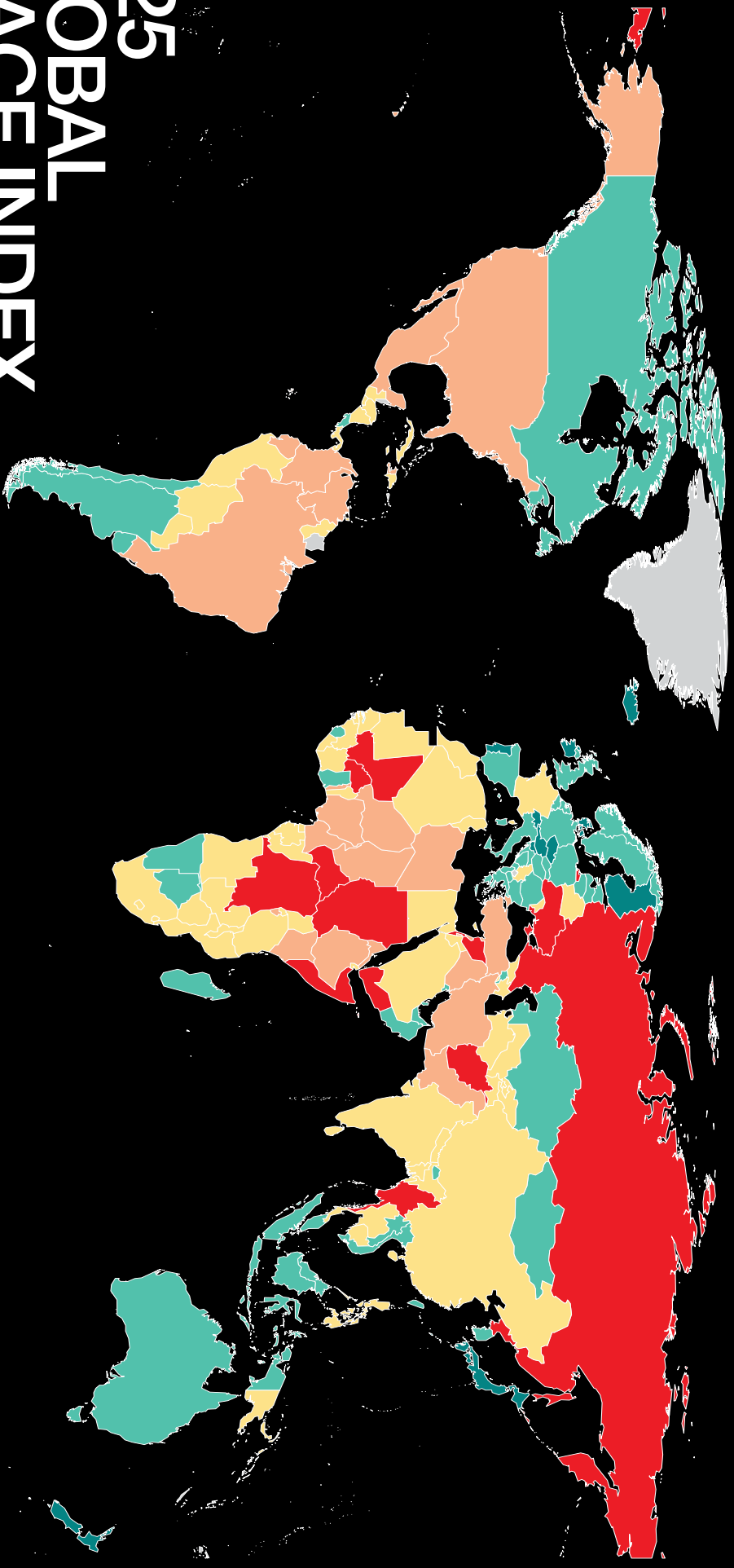
Between 2023 and 2024, the economic impact of refugees and IDPs rose in 112 countries, with an average increase of 30 per cent, while military expenditure rose in 101 countries, with an average increase of 15 per cent.

78 countries

The number of internationalised intrastate conflicts have increased 175 per cent since 2010. Seventy-eight countries were directly involved in a war beyond their borders in 2023.



While the expansion of telecommunications offers unparalleled access to information, social media is often accompanied by low-quality, inflammatory or partisan content, deepening social divides.



2025 GLOBAL PEACE INDEX

A snapshot of the global state of peace

THE STATE OF PEACE

VERY HIGH HIGH MEDIUM LOW VERY LOW NOT INCLUDED

About

The GPI is developed by the Institute for Economics & Peace, an independent, non-partisan, non-profit think tank dedicated to shifting the world's focus to peace as a positive, achievable and tangible measure of human wellbeing and progress.

IEP is headquartered in Sydney with offices in New York, Brussels, The Hague, Mexico City and Nairobi. It works with a wide range of partners internationally and collaborates with intergovernmental organisations on measuring and communicating the economic value of peace.



GlobalPeaceIndex



@GloPacIndex



@globalpeaceindex



Institute for
Economics
& Peace

economicsandpeace.org
visionofhumanity.org